

# Teaching Children using Picture Charts

Creating a picture schedule is an excellent way to explain routines and teach new skills to young children. Because they are visual they are excellent with young children with little language. They can be used to explain:

- Daily routines such as mealtimes and bedtimes
- New Skills such as taking turns during play, using the toilet
- Extraordinary events such as going shopping in town, visiting the hospital, babysitting etc.

## Creating Picture Routines


1. Identify a new skill or routine you want to teach your child.
2. Break the routine or skill you want to teach your child in 5 or 6 manageable steps.
3. It is useful to have something rewarding at the end of the sequence, e.g. playtime or book time, to keep your child motivated.
4. Use photos, or cut outs from a magazine or draw a series of pictures that represent each of the steps. Don't worry about being an expert artist. The pictures are merely a back up to your explanation to your child
5. If your child is able and interested, you can involve him in the drawing of the pictures. Draw them as you sit with him and explain the routine. The more you involve your child the more he will be interested.
6. Write a clear sentence under each picture to explain what should happen.

## Making picture schedules work

- Make sure not to have too many pictures on one page. For a young child, have only one picture per page, and bind them together like a little book.
- Get your child's attention by explaining the sequence of pictures, pointing to each picture in turn. The pictures can be explained as if reading a story to your child.
- Keep the picture schedule close by so that it can be referred to easily. If it is about travelling on the bus, bring it with you on the bus together!
- As each part of the sequence is finished, be clear that it is finished and focus your child on the next step. Explain for example, 'we're finished dinner now, so it's time to collect your brother from school', pointing to the relevant pictures

## 4 Picture Routines Examples

### 1) A DAILY ROUTINE OF COLLECTING A BROTHER FROM SCHOOL



Eat lunch

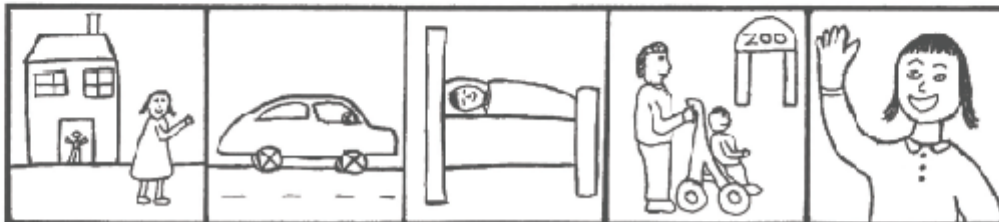
Watch TV.

Coat on

Collect brother  
from school

Playtime

### 2) AN EXPLANATION OF MOTHER BEING AWAY ON A TRIP



Mum's going


Go to  
Auntie's house

Sleep in Auntie's  
house

Go to zoo  
with Auntie

Mum's home

### 3) TAKING TURNS IN A GAME



Daddy rolls  
the dice


Daddy's turn

Kate rolls  
the dice

Kate's turn

Happy playing  
together

### 4) GETTING DRESSED



Pants on

T shirt on

Shorts on

Sandals on

You're dressed!